


TERRACE- AND EXTERIOR DOORS




TOOLS



Screwdriver



5 mm hexagonal key



4 mm hexagonal key

TERRACE AND EXTERIOR DOOR HINGES.

RELEASE THE SCREW




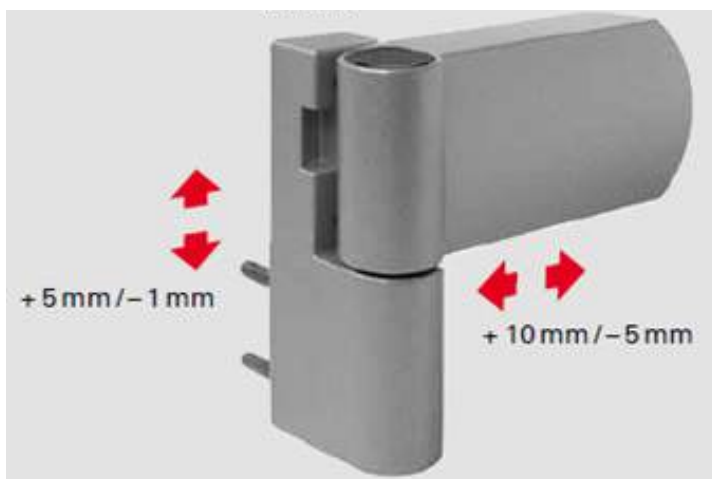

REMOVE THE COVER PIECE



USE THE 5 MM HEXAGONAL KEY




POSSIBILITIES FOR DIFFERENT ADJUSTINGS



ADJUSTING EXTERIOR DOOR HINGES



1. RELEASE SCREWS A AND B AND INSERT THE HEXAGONAL KEY TO C FOR ADJUSTING THE DOOR UP AND DOWN.



2. ADJUST THE FRAME TO THE SIDES




3. INSERT THE KEY TO THE SOCKET AND ADJUST THE PRESSURE TO THE FRAME.



ADJUSTMENT OF SLIDING DOORS



1. REMOVE STOPPERS AND ADJUST THE FRAME UP AND DOWN FROM BOTH SIDES.





2. ADJUST THIS ELEMENT SIDEWAYS TO ENSURE THE PROPER CLOSING OF THE DOOR.